

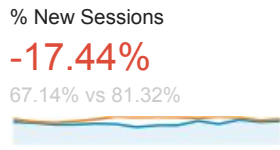
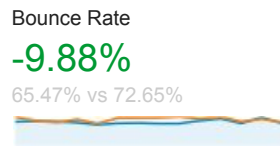
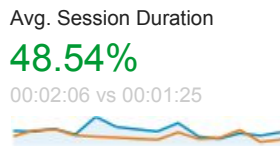
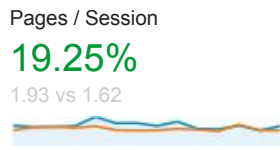
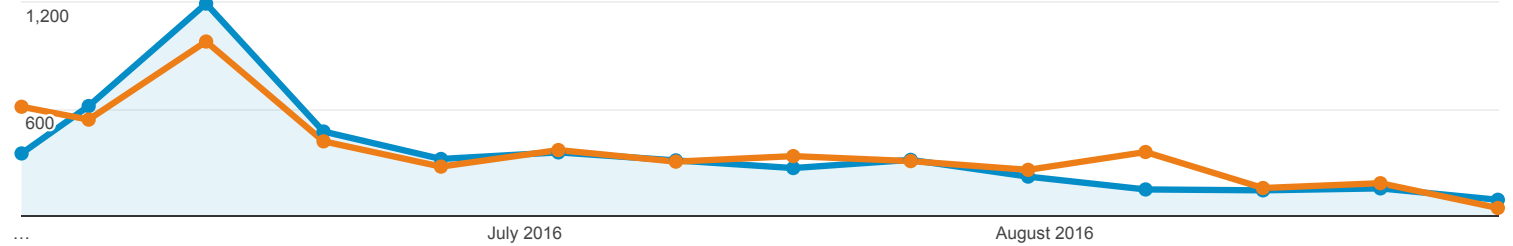
Jun 1, 2016 - Aug 31, 2016
Compare to: Jun 1, 2015 - Aug 31, 2015

Audience Overview

All Users
+0.00% Sessions

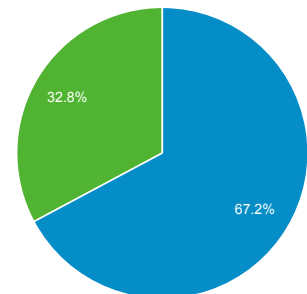
Overview

Jun 1, 2016 - Aug 31, 2016: Sessions
Jun 1, 2015 - Aug 31, 2015: Sessions

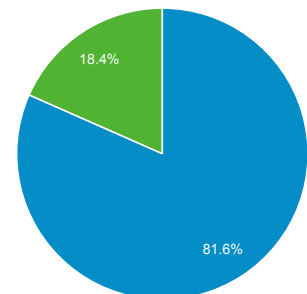


New Visitor Returning Visitor

Jun 1, 2016 - Aug 31, 2016



Jun 1, 2015 - Aug 31, 2015



Language

Language	Sessions	% Sessions
1. en-us		
Jun 1, 2016 - Aug 31, 2016	2,388	47.94%
Jun 1, 2015 - Aug 31, 2015	2,571	49.77%
% Change	-7.12%	-3.67%
2. en-ca		
Jun 1, 2016 - Aug 31, 2016	1,485	29.81%
Jun 1, 2015 - Aug 31, 2015	302	5.85%
% Change	391.72%	409.98%
3. en-gb		
Jun 1, 2016 - Aug 31, 2016	821	16.48%
Jun 1, 2015 - Aug 31, 2015	406	7.86%
% Change	102.22%	109.73%

4. (not set)

Jun 1, 2016 - Aug 31, 2016	96	1.93%
Jun 1, 2015 - Aug 31, 2015	1,669	32.31%
% Change	-94.25%	-94.03%

5. pt-br

Jun 1, 2016 - Aug 31, 2016	49	0.98%
Jun 1, 2015 - Aug 31, 2015	70	1.36%
% Change	-30.00%	-27.40%

6. en

Jun 1, 2016 - Aug 31, 2016	29	0.58%
Jun 1, 2015 - Aug 31, 2015	27	0.52%
% Change	7.41%	11.40%

7. c

Jun 1, 2016 - Aug 31, 2016	11	0.22%
Jun 1, 2015 - Aug 31, 2015	19	0.37%
% Change	-42.11%	-39.95%

8. ta

Jun 1, 2016 - Aug 31, 2016	10	0.20%
Jun 1, 2015 - Aug 31, 2015	0	0.00%
% Change	100.00%	100.00%

9. ru

Jun 1, 2016 - Aug 31, 2016	9	0.18%
Jun 1, 2015 - Aug 31, 2015	2	0.04%
% Change	350.00%	366.71%

10. fr

Jun 1, 2016 - Aug 31, 2016	8	0.16%
Jun 1, 2015 - Aug 31, 2015	5	0.10%
% Change	60.00%	65.94%