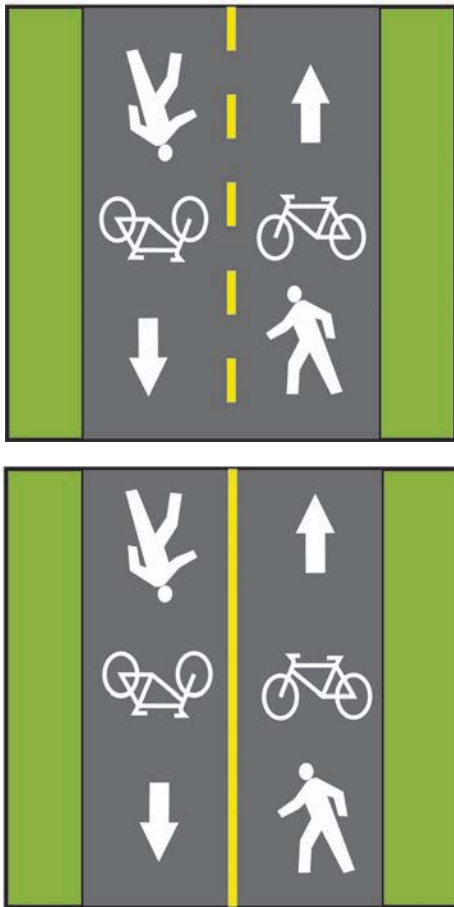


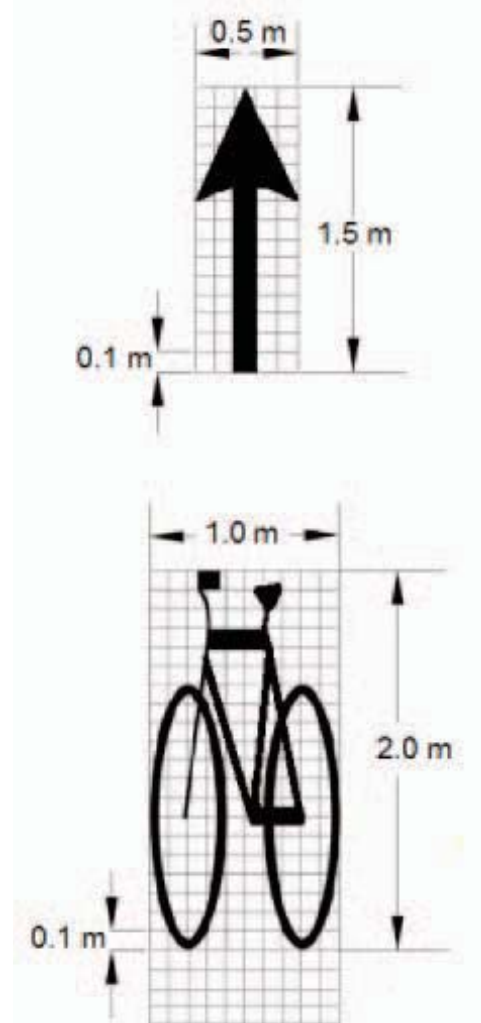
Figure 4.98 – Typical Pavement Markings for Two-Way In-Boulevard Shared Use Paths (Broken versus solid yellow centre line)

(Pavement stencils optional)



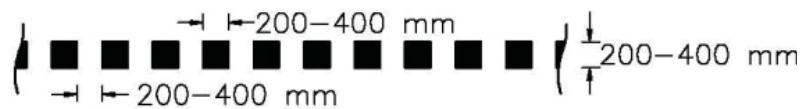
Source: MMM, 2013

Figure 4.99 – Bicycle Pavement Markings



Source: TAC Bikeway Traffic Control Guidelines for Canada, 2012 (Table 7-1)

Figure 4.100 – Typical Elephant's Feet Pavement Markings for Crossrides



Source: TAC Bikeway Traffic Control Guidelines for Canada, 2012 (Table 7-1)